

MONTHLY FLEET REPORT

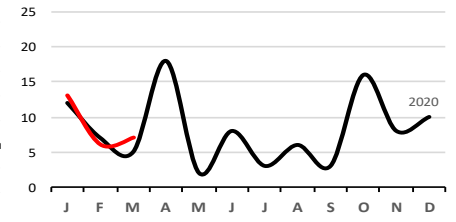
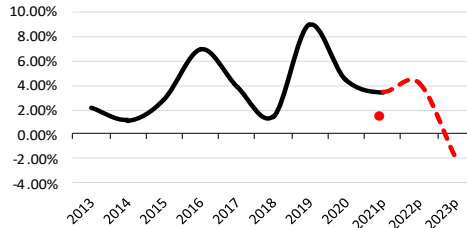
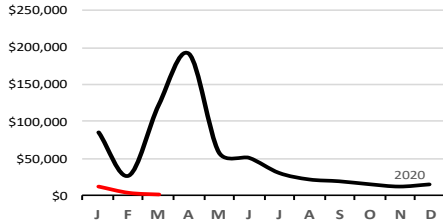


As of March 31, 2021

Issue MF03-21

OVERVIEW: Although it was a busier month for the markets in March, we saw little change in related pricing. VLCC and MR orders led the way this month for newbuilding orders coming out of the yards. The secondhand market saw continued activity as the older tonnage was continuing to be circulated in the market but by the end of the month the market saw little change in prices. Time charter activity picked up this month, but rates continue to move sideways. Prices continued to rise in the demolition market and are beginning to touch the \$500/Ldt levels; however, we still see a lack of scrapping candidates being pitched.

VLCC FLEET:

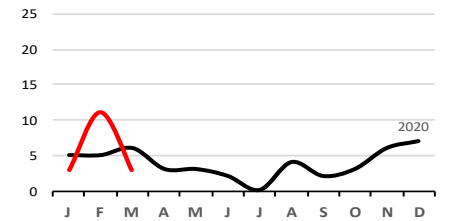
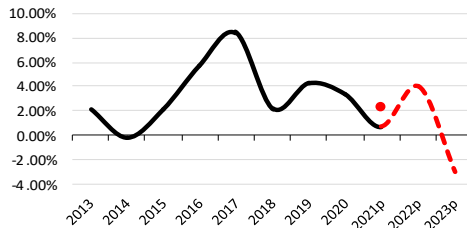
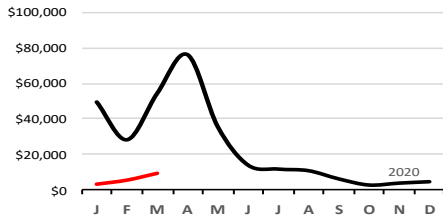


VLCC Average Earnings MTD 2021 v. CY 2020
 MTD '21 Avg/Day: \$386 | MTD '21 v. CY '20: -99%

VLCC Fleet Growth Rate Progression
 • = YTD 2021: +1.35% | 2021 Projection 3.43%

VLCC Fleet Sale & Purchase Transactions
 This Month: 7 | % Change from 3/2020: 40%

SUEZMAX FLEET:

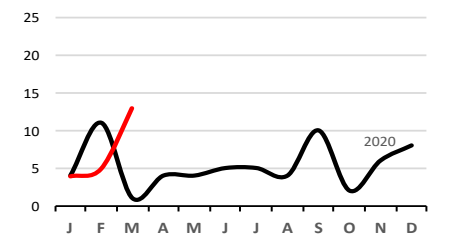
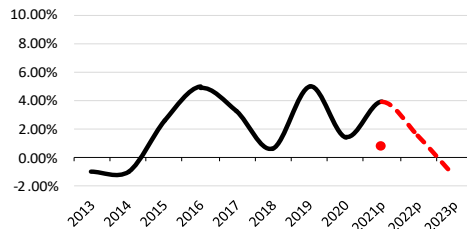
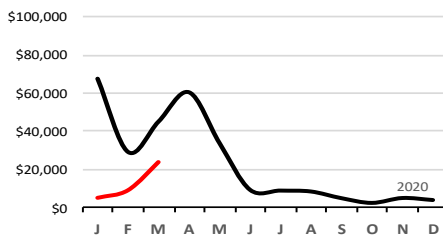


Suezmax Average Earnings MTD 2021 v. CY 2020
 MTD '21 Avg/Day: \$9,290 | MTD '21 v. CY '20: -82%

Suezmax Fleet Growth Rate Progression
 • = YTD 2021: +2.17% | 2021 Projection 0.72%

Suezmax Fleet Sale & Purchase Transactions
 This Month: 3 | % Change from 3/2020: -50%

AFRAMAX FLEET:

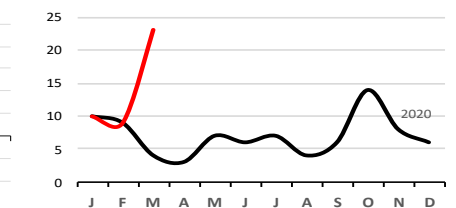
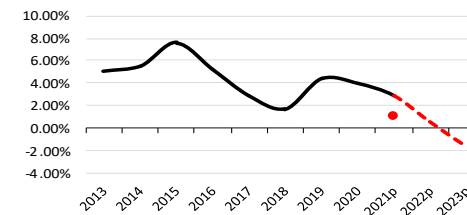
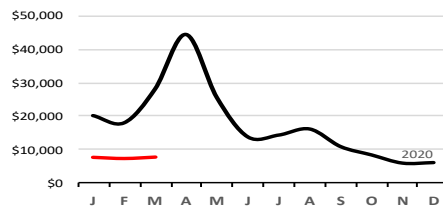


Aframax Average Earnings MTD 2021 v. CY 2020
 MTD '21 Avg/Day: \$23,450 | MTD '21 v. CY '20: -48%

Aframax Fleet Growth Rate Progression
 • = YTD 2021: +0.58% | 2021 Projection 3.86%

Aframax Fleet Sale & Purchase Transactions
 This Month: 13 | % Change from 3/2020: 1,200%

MR FLEET:

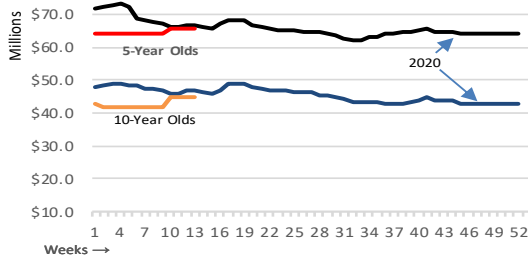


MR Average Earnings MTD 2021 v. CY 2020
 MTD '21 Avg/Day: \$7,863 | MTD '21 v. CY '20: -72%

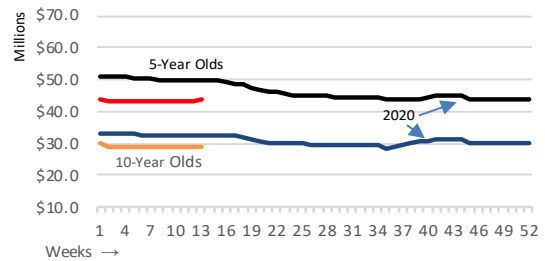
MR Fleet Growth Rate Progression
 • = YTD 2021: +1.02% | 2021 Projection 2.82%

MR Fleet Sale & Purchase Transactions
 This Month: 23 | % Change from 3/2020: 475%

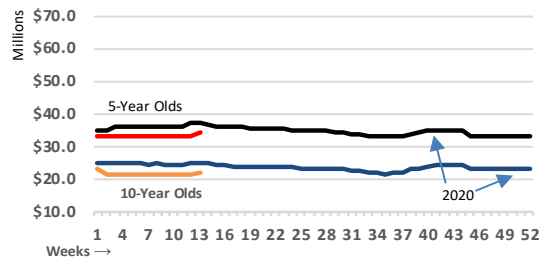
THE MONTH IN CHARTS



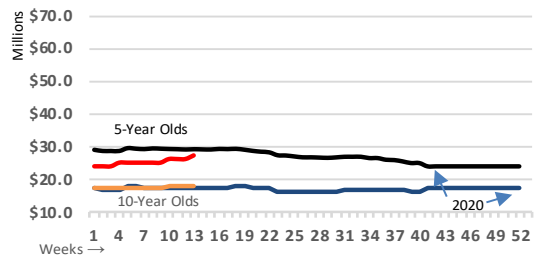
VLCC Market Values | 5 Years & 10 Years | CY 2020 v. WTD2021
 Monthly Average: 5 Y/O: \$65.60m This Month '21 v. '20: 5 Y/O: -1.6%
 10 Y/O: \$44.4m 10 Y/O: -4.5%



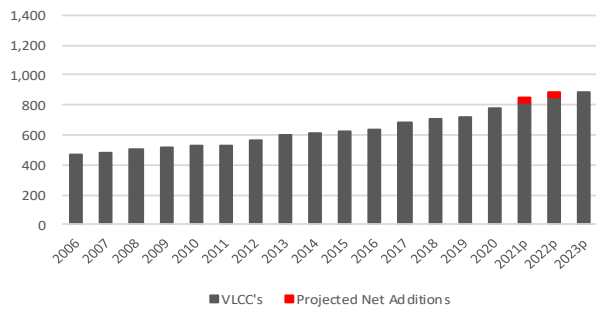
Suezmax Market Values | 5 Years & 10 Years | CY 2020 v. WTD 2021
 Monthly Average: 5 Y/O: \$43.2m This Month '21 v. '20: 5 Y/O: -15%
 10 Y/O: \$29.0m 10 Y/O: -11%



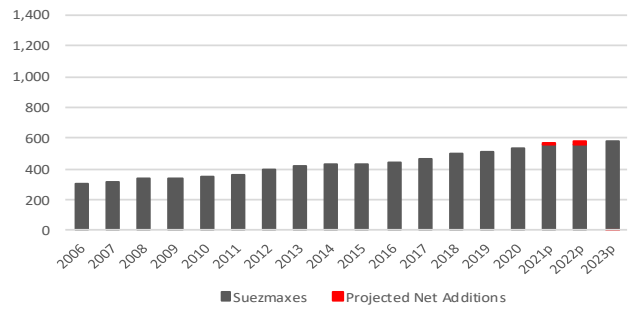
Aframax Market Values | 5 Years & 10 Years | CY 2020 v. WTD 2021
 Monthly Average: 5 Y/O: \$33.2m This Month '21 v. '20: 5 Y/O: -9.0%
 10 Y/O: \$21.2m 10 Y/O: -15%



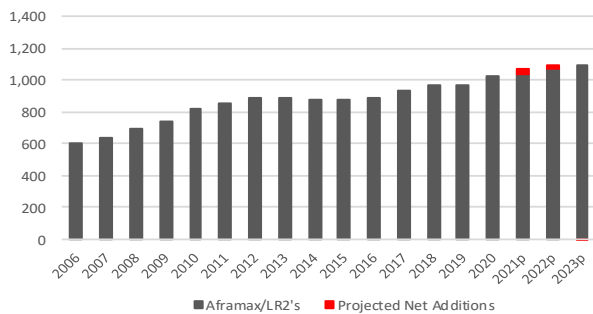
MR Market Values | 5 Years & 10 Years | CY 2020 v. WTD 2021
 Monthly Average: 5 Y/O: \$26.0m This Month '21 v. '20: 5 Y/O: -12%
 10 Y/O: \$17.5m 10 Y/O: 1.0%



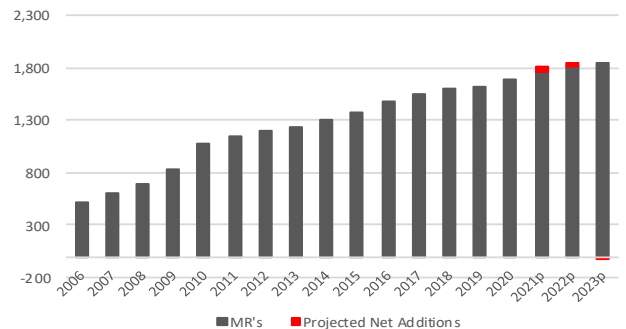
VLCC Fleet Size



Suezmax Fleet Size

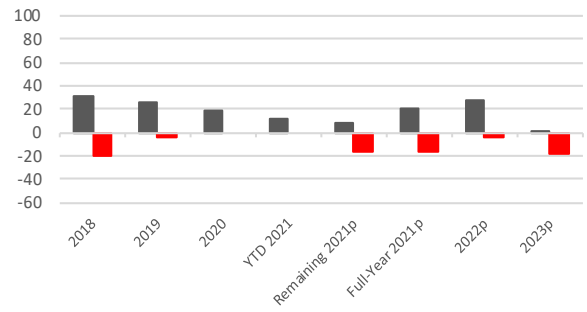
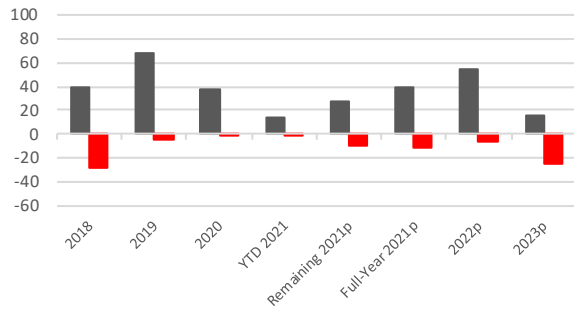


Aframax Fleet Size



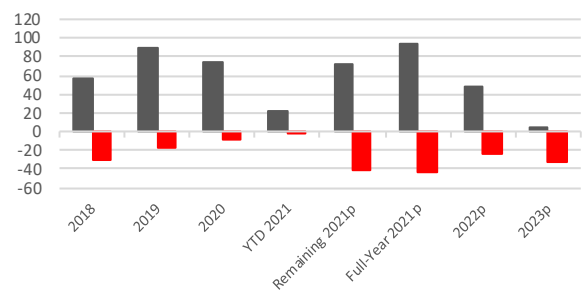
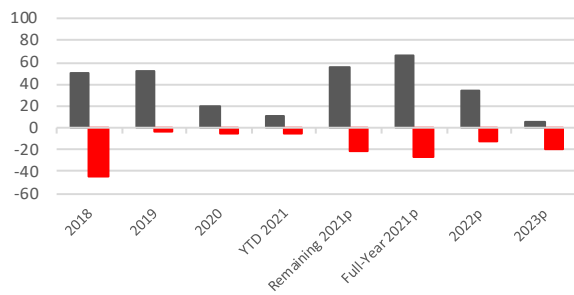
MR Fleet Size

THE MONTH IN CHARTS (Continued)



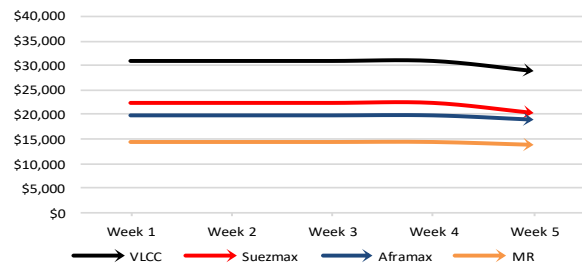
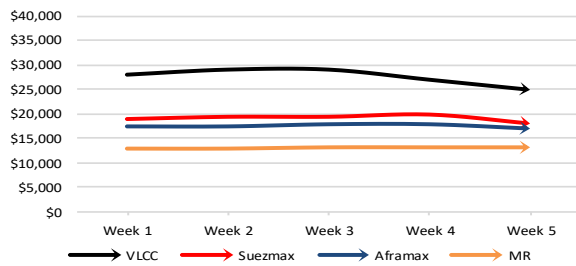
VLCC Deliveries v. Demolitions | 2018 to 2023

Suezmax Deliveries v. Demolitions | 2018 to 2023



Aframax Deliveries v. Demolitions | 2018 to 2023

MR Deliveries v. Demolitions | 2018 to 2023

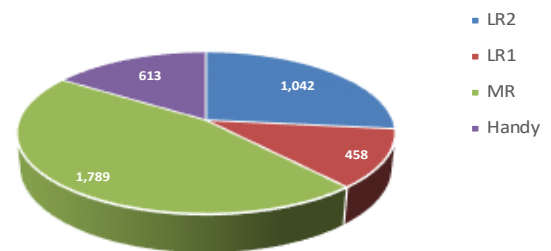
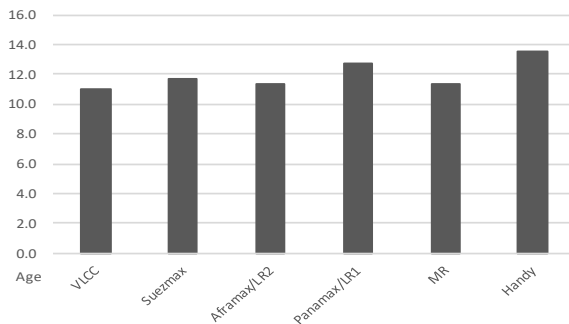


This Month's Time Charter Rates | 1-Year

Last Month v. Current Monthly Average Change:
 VLCC: 2.2% | Suezmax: 6.6% | Aframax: 6.6% | MR: 1.1%

This Month's Time Charter Rates | 3-Years

Last Month v. Current Monthly Average Change:
 VLCC: -1.3% | Suezmax: 0.4% | Aframax: -1.0% | MR: -0.7%



Average Age of the Tanker Fleet by Segment

Charley's Chart of the Month: Clean Tanker Fleet by Segment

TANKER FLEET TRANSACTIONS

REPORTED NEWBUILDING ORDERS:

Date	Yard	DWT	Type	Delivery	Price (m)	Status	Owners	Miscellaneous
03/30/21	Samsung	158,000	Suezmax	2023	\$58.2	Reported	Centrofin	Decl option
03/30/21	Samsung	158,000	Suezmax	2023	\$58.2	Reported	Centrofin	Decl option
03/30/21	Cosco Yangzhou	114,000	Aframax	2023	\$42.0	Reported	Aegean Marine	Decl option
03/23/21	STX Shipbuilding	50,000	MR	2022	\$34.5	Confirmed	Island	
03/23/21	STX Shipbuilding	50,000	MR	2022	\$34.5	Confirmed	Valles	
03/22/21	Japan	300,000	VLCC	2023	NR	Reported	Samos	
03/17/21	Shin Kurushima	38,000	Handy	2022	NR	Reported	Undisclosed	
03/17/21	Shin Kurushima	38,000	Handy	2022	NR	Reported	Undisclosed	
03/17/21	Hyundai Vinashin	50,000	MR	2022	NR	Reported	Tomasos Bros.	
03/17/21	Hyundai Vinashin	50,000	MR	2022	NR	Option	Tomasos Bros.	
03/17/21	SWS	300,000	FPSO	2025	NR	Reported	SBM Offshore	Hull order
03/17/21	Sumitomo	112,000	Aframax	2022	\$48.0	Option	Undisclosed	
03/16/21	STX Offshore	50,000	MR	2022	\$35.0	Confirmed	Undisclosed	
03/16/21	Sumitomo 1411	112,000	Aframax	2022	\$48.0	Confirmed	Undisclosed	
03/16/21	Hyundai Vinashin	50,000	MR	2022	\$35.0	Reported	Thenamaris	
03/16/21	Hyundai Vinashin	50,000	MR	2022	\$35.0	Reported	Thenamaris	
03/12/21	Hyundai Mipo	50,000	MR	2022	\$35.0	Confirmed	Dee4 Capital	
03/12/21	Hyundai Heavy	300,000	VLCC	2023	\$90.0	Confirmed	Central Mare	Scr fitted
03/12/21	Hyundai Heavy	300,000	VLCC	2023	\$90.0	Confirmed	Central Mare	Scr fitted
03/12/21	Hyundai Heavy	300,000	VLCC	2022	\$90.0	Confirmed	Central Mare	Scr fitted
03/12/21	Hyundai Heavy	300,000	VLCC	2022	\$90.0	Confirmed	Central Mare	Scr fitted
03/12/21	Hyundai Mipo	50,000	MR	2022	\$35.0	Confirmed	Dee4 Capital	
03/12/21	Hyundai Mipo	50,000	MR	2022	\$35.0	Confirmed	Dee4 Capital	
03/11/21	Daewoo	300,000	VLCC	2023	\$97.0	Confirmed	Intl. Seaways	DF LNG/7 Yr TC Shell
03/11/21	Daewoo	300,000	VLCC	2023	\$97.0	Confirmed	Advantage	DF LNG/7 Yr TC Shell
03/11/21	Daewoo	300,000	VLCC	2023	\$97.0	Confirmed	Intl. Seaways	DF LNG/7 Yr TC Shell
03/11/21	Daewoo	300,000	VLCC	2023	\$97.0	Confirmed	Intl. Seaways	DF LNG/7 Yr TC Shell
03/11/21	Daewoo	300,000	VLCC	2023	\$97.0	Confirmed	AET Tankers	DF LNG/7 Yr TC Shell
03/11/21	Daewoo	300,000	VLCC	2023	\$97.0	Confirmed	AET Tankers	DF LNG/7 Yr TC Shell
03/11/21	Daewoo	300,000	VLCC	2023	\$97.0	Confirmed	AET Tankers	DF LNG/7 Yr TC Shell
03/11/21	Daewoo	300,000	VLCC	2023	\$97.0	Confirmed	Advantage	DF LNG/7 Yr TC Shell
03/11/21	Daewoo	300,000	VLCC	2023	\$97.0	Confirmed	Advantage	DF LNG/7 Yr TC Shell
03/11/21	Daewoo	300,000	VLCC	2023	\$97.0	Confirmed	Advantage	DF LNG/7 Yr TC Shell
03/08/21	Daehan 5071	115,000	LR2	2022	\$50.0	Reported	Enesel	
03/08/21	Daehan	115,000	LR2	2022	\$50.0	Option	Enesel	
03/02/21	Penglai Jinglu	50,000	MR	2023	\$33.0	Reported	Wilmar Intern'l	Chemical Carrier

REPORTED SECONDHAND SALES:

Date	Vessel Name	DWT	Type	Built	Yard	Price (m)	Sellers	Buyers	Miscellaneous
03/30/21	Navig8 Tourmaline	49,513	MR	2016	STX	\$30.7	Ocean Yield	Navig8 Chemical	Chem/deepwell/decl popt
03/30/21	Nord Imagination	48,006	MR	2009	Iwagi Zosen	\$13.8	Shoei Kisen	Undisclosed	SS psd 09/20, bwts fitted
03/30/21	DL Rose	49,997	MR	2007	SPP Shipbuilding	\$11.0	Daelim	MTM	SS 07/22
03/30/21	Ever Grandeur	45,727	MR	2004	Minaminippon	\$8.2	Ever Glory	Undisclosed	DD 02/22, p-room
03/30/21	Jiangsu Newyangzi	49,600	MR	2021	Jiangsu Newyangzi	\$31.5	Yangzijiang	Celsius Shipping	
03/30/21	DL Cosmos	49,995	MR	2007	SPP Shipbuilding	\$11.0	Daelim	MTM	SS 09/22
03/29/21	Argironissos	109,900	LR2	2018	SWS	\$41.0	Eletson Corp	Zodiac Maritime	
03/29/21	Salamina	109,898	LR2	2018	SWS	\$41.0	Eletson Corp	Zodiac Maritime	
03/29/21	Nord Inspiration	47,987	MR	2010	Iwagi Zosen	\$15.8	Fuyo Kaiun	Transocean Mari	SS 05/25, 07/23
03/23/21	Gene	304,985	VLCC	2003	Hyundai Samho	\$25.1	SBM Offshore	Undisclosed	
03/23/21	Dubai Horizon	115,341	LR2	2006	Samasung	NR	Australis	Undisclosed	
03/22/21	Dong Jiang	50,094	MR	2009	SLS	\$11.0	Xihe Holdings	Undisclosed	SS 01/24, Judicial sale
03/22/21	Chang Jiang	50,179	MR	2009	SLS	\$11.0	Xihe Holdings	Undisclosed	SS 06/23, Judicial sale
03/22/21	Falcon Express	104,998	Aframax	2008	Sasebo	\$17.0	MOL Group	Velos Tankers	SS 04/23
03/22/21	Maran Cygnus	306,317	VLCC	2001	Daewoo	\$23.7	Maran Tankers	Undisclosed	DD 07/22
03/22/21	Ocean Queen	108,953	Aframax	2008	SWS	\$13.8	Hin Leong	IMS SA	DD 04/21
03/19/21	Emerald Stars.	37,270	Handy	2005	Hyundai Mipo	\$8.2	Intl. Andromeda	Undisclosed	SS 03/2025
03/19/21	Qi Lian San	318,348	VLCC	2012	SWS	\$45.0	Xihe Holdings	Undisclosed	Judicial sale

TANKER FLEET TRANSACTIONS (Continued)**REPORTED SECOND HAND SALES (Continued):**

Date	Vessel Name	DWT	Type	Built	Yard	Price (m)	Sellers	Buyers	Miscellaneous
03/19/21	Hyundai Samho NB	300,000	VLCC	2022	Hyundai Samho	\$90.0	Athenian Sea	Capital	Scr fitted
03/15/21	Castor	104,900	Aframax	2006	Samsung	\$12.5	OMC Shipping	Undisclosed	SS 07/21
03/15/21	Ocean Mercury	50,353	MR	2008	SLS Shipbuilding	\$10.9	Xihe Group	Undisclosed	DD 08/21
03/15/21	Stena Concert	47,288	MR	2004	Uljanic	\$10.0	Stena Bulk	Undisclosed	DD 1/22, BWT+Scr
03/11/21	CS Shandong	308,000	VLCC	2022	Dalian	\$87.0	Wah Kwong	Adnoc L&S	Scr fitted
03/10/21	Intisar	112,668	Aframax	2002	Samho Heavy	\$11.2	GNMTC	Undisclosed	SS 02/22
03/10/21	El Gurdaiba	112,664	Aframax	2002	Samho Heavy	\$11.2	GNMTC	Undisclosed	SS 07/22
03/09/21	Bunga Kasturi Enam	299,319	VLCC	2008	Universal	\$35.0	AET Tanker	Undisclosed	
03/09/21	Nord Bell	38,431	Handy	2007	GSI	\$8.5	Norden AS	Undisclosed	SS 04/22
03/09/21	Leopard Moon	49,999	MR	2013	SPP Sacheon	\$21.4	Grindrod	Sole Shipping	7 Yr BB
03/09/21	Leopard Sun	49,999	MR	2013	SPP Sacheon	\$21.4	Grindrod	Sole Shipping	7 Yr BB
03/09/21	Koro Sea	105,905	Aframax	2008	Namura	\$16.1	EP Shipping	Norwegian	SS/DD 02/23, Scr fitted
03/05/21	Star Osprey	114,808	Aframax	2003	Samsung	\$12.4	Chartworld	FGAS Petrol	DD 12/21
03/05/21	Star Swift	114,809	Aframax	2003	Samsung	\$11.6	Chartworld	FGAS Petrol	DD 09/21
03/05/21	Nectar Sea	105,400	Aframax	2008	Sumitomo	\$16.5	EP Shipping	Norwegian	SS 08/23, Scr fitted
03/05/21	Gladiolus	107,261	Aframax	1998	Koyo Dockyard	\$8.7	Bihar	Undisclosed	DD 09/22
03/05/21	MR Pat Brown	50,100	MR	2009	SPP	\$14.3	Empire	Undisclosed	SS/DD 02/24
03/04/21	Marvin Star	157,985	Suezmax	2009	Hyundai Samho	\$23.5	Marvin Shipping	FGAS Petrol	
03/02/21	Seaways Tanabe	298,561	VLCC	2002	Hitachi Zosen	\$25.0	Intl. Seaways	Thai Oil	SS/DD 02/2022
03/02/21	Searacer	164,214	Suezmax	2002	Samho Heavy	\$15.3	Thenamaris	Sao Viet	SS 01/22
03/01/21	Team Voyager	46,017	MR	2008	Brodotrogir	NR	Team Tankers	Torm A/S	IMO II
03/01/21	Eagle Tampa	107,123	Aframax	2003	Imabari	NR	AET Tankers	Sao Viet	old sale
03/01/21	Team Allegro	46,184	MR	2012	Brodotrogir	NR	Team Tankers	Torm A/S	
03/01/21	Team Corrido	46,156	MR	2011	Brodotrogir	NR	Team Tankers	Torm A/S	IMO II
03/01/21	Team Cavatina	46,067	MR	2010	Brodotrogir	NR	Team Tankers	Torm A/S	IMO II
03/01/21	Team Discoverer	45,979	MR	2008	Brodotrogir	NR	Team Tankers	Torm A/S	IMO II
03/01/21	Team Amorina	46,184	MR	2012	Brodotrogir	NR	Team Tankers	Torm A/S	
03/01/21	Team Adventurer	45,966	MR	2007	Brodotrogir	NR	Team Tankers	Torm A/S	IMO II
03/01/21	Silia T	164,286	Suezmax	2002	Samho	\$14.9	Tsakos	Undisclosed	SS/DD 06/22
03/01/21	Nordic Pia	38,396	Handy	2006	Guangzhou SI	\$7.2	Nordic Tankers	Avin	SS/DD 08/21
03/01/21	Team Leader	46,070	MR	2009	Brodotrogir	NR	Team Tankers	Torm A/S	IMO II

REPORTED DEMOLITION SALES:

Date	Vessel	DWT	Type	Built	Seller	LDT	\$/LDT	Sale Location	Miscellaneous
03/30/21	FPSO Layang	68,139	MR	1981	TH Heavy	14,315	NR	as is Dubai	
03/30/21	Tantawan FPSO	136,960	Suezmax	1976	Chevron Corp	21,300	NR	Turkey	
03/30/21	Berge Helene (FPSO)	274,333	VLCC	1976	BW Offshore	39,905	NR	as is Singapore	
03/29/21	Darin Star (FSU)	299,700	VLCC	1994	Nathalin	40,970	\$455	as is Linggi	1,000 mt sludge
03/29/21	Winson No. 5	312,679	VLCC	2001	Winson Shipping	45,580	\$484	as is Singapore	
03/26/21	Ocean Amethyst	45,999	MR	1995	Winson Shipping	9,077	\$510	Bangladesh	
03/23/21	West Sirius (semisub)	7,000	Handy	2008	Seadrill	30,142	\$235	Turkey	
03/23/21	Cheasapeake	50,826	MR	1964	US Gov't	12,773	NR	Unknown	
03/19/21	FPSO Perisai	127,540	Aframax	1980	EMAS Offshore	23,578	\$410	as is Malaysia	Not gas free
03/17/21	Nabiin	106,361	Aframax	2002	Undisclosed	16,501	NR	Bangladesh	800mt bunkers incl
03/12/21	Sun I	109,326	Aframax	2001	Sea Trade	19,853	\$448	Bangladesh	Old sale
03/09/21	Aberdeen	87,055	Panamax	1996	Undisclosed	17,419	NR	Undisclosed	As is Greece
03/08/21	Fortune Glory XLI	33,540	Handy	1997	Soechi Lines	10,659	\$475	Bangladesh	
03/02/21	MR Nautilus	43,538	MR	1998	Unknown	10,650	\$465	Pakistan	spare prop/anchr/tailsft incl
03/01/21	Formosa Eight	35,621	Handy	1996	Formosa Plastics	7,337	NR	Unknown	

TANKER FLEET TRANSACTIONS (Continued)

REPORTED PERIOD FIXTURES:									
Date	Vessel	DWT	Type	Built	Owner	Period	Rate	Charterer	Notes
03/31/21	Arizona Lady	111,750	LR2	2019	Western Shipping	450	\$23,000	Trafigura	Scr fitted
03/31/21	Ellie Lady	109,999	LR2	2009	Western Shipping	450	\$20,000	Trafigura	Scr fitted
03/30/21	Venture III	20,000	MR	2021	Transpetrol	360	\$14,500	BP	
03/29/21	Frankopan	114,305	Aframax	2017	Tankerska	1,080	\$21,000	ExxonMobil	Ice 1c
03/29/21	Seaduke	310,000	VLCC	2021	Evergreen	360	\$35,000	Trafigura	
03/26/21	Chrysalis	115,900	Aframax	2010	Stealth Tankers	720	\$21,000	Zim	
03/26/21	Amarthea	112,926	Aframax	2018	Chandris	180	\$17,500	Core Pet.	
03/26/21	Alhani	114,795	Aframax	2007	GNMTC	360	\$17,750	Trafigura	
03/26/21	Celsius Roskilde	46,105	MR	2009	Celsius Shipping	180	\$11,750	Ultratank	
03/26/21	Maersk Tangier	49,836	MR	2016	Maersk Tankers	360	\$15,700	Vitol	
03/22/21	Stealth Chios	112,984	Aframax	2009	Stealth Tankers	30	NR	Cnr	30/90d
03/22/21	Green Adventure	112,500	Aframax	2022	Aegean Shipping	720	\$23,000	Trafigura	Opt 12m/opt 12m
03/22/21	Seaguardian	111,600	Aframax	2021	Valles Steamship	360	\$19,000	St Shipping	
03/22/21	Aegean Shipping NB	112,500	Aframax	2022	Aegean Shipping	NR	\$21,000	Vitol	Base +ps
03/22/21	Rumford	107,505	Aframax	2012	RB-RD Armatori	180	\$13,000	ST Shipping	5/8 mts
03/22/21	Stealth Berana	116,000	Aframax	2010	Stealth Maritime	180	NR	Cnr	Opt 180d
03/22/21	Green Admire	112,500	Aframax	2022	Aegean Shipping	720	\$23,000	Trafigura	Opt 12m/opt 12m
03/22/21	PS Trieste	107,546	LR2	2011	Premuda	360	\$17,000	Cnr	
03/22/21	Arctic	163,216	Suezmax	2007	Tsakos Shipping	360	NR	BP	
03/22/21	DHT Bauhinia	301,000	VLCC	2007	DH Tankers	180	\$22,000	Cnr	Avg rate/escalating
03/22/21	FPMC C Noble	299,000	VLCC	2011	Formosa Plastics	360	\$19,500	Zhenhua Oil	
03/19/21	Lady Mariella	39,316	Handy	2013	Amoretti Armatori	180	\$9,500	Litasco	
03/19/21	Gulf Crystal	74,999	LR1	2009	Gulf Energy Maritm	360	\$14,000	BP	
03/19/21	Nord Skate	51,300	MR	2009	Norden AS	360	\$13,150	Stena Bulk	
03/16/21	Mesta	113,552	Aframax	2021	Union Maritime	720	\$21,500	Trafigura	
03/16/21	Stirling Union	113,552	Aframax	2021	Union Maritime	720	\$21,500	Trafigura	
03/16/21	Selatar Spirit	109,000	LR2	2010	Teekay Tankers	180	\$15,000	Trafigura	Opt 6m/16k
03/16/21	Halcyon	299,942	VLCC	2020	Evalend Shipping	360	\$33,500	Clearlake	Opt 12m/38,750
03/16/21	DHT Peony	320,000	VLCC	2011	DH Tankers	180	\$21,190	Trafigura	6/11 mts
03/15/21	Aramon	74,059	LR1	2010	Roxana Shipping	180	\$14,750	Vitol	
03/15/21	Fos Picasso	115,760	LR2	2009	Marla Tankers	360	\$15,500	Litasco	
03/15/21	Fezzan	114,200	LR2	2021	GNMTC	240	\$20,000	ST Shipping	+Opts
03/15/21	Anwaar Benghazi	114,200	LR2	2021	GNMTC	240	\$20,000	Clearlake	
03/15/21	Ocean Avra	109,000	LR2	2008	Oceangold	180	\$13,500	ATC	Opt 6m
03/15/21	Classic	159,195	Suezmax	2005	Seven Islands	360	\$18,000	BPCL	+Opts
03/11/21	Atlas Maritme NB	115,000	Aframax	2022	Atlas Maritime	1,800	\$22,000	Phillips66	
03/11/21	10 x DF VLCC	300,000	VLCC	2023	Advantage/AET/INSW	2,520		Shell	Base rate + PS
03/09/21	Dominia	39,998	Handy	2009	Morfini	360	\$11,500	Pontos Energy	Med
03/09/21	BW Galatea	109,990	LR2	2019	HafniaBW	360	\$19,000	Clearlake	Fujairah
03/08/21	Atlantic Pride	50,000	MR	2018	Super Eco Tankers	360	\$14,250	Vitol	West
03/08/21	DL Rose	49,000	MR	2007	Daelim	120	\$9,000	Koch	West

TANKER FLEET TRANSACTIONS (Continued)**REPORTED PERIOD FIXTURES (Continued):**

Date	Vessel	DWT	Type	Built	Owner	Period	Rate	Charterer	Notes
03/04/21	Bolan	74,919	LR1	2013	PNSC	90	\$11,000	Oman Oil	East
03/04/21	Nautical Deborah	75,207	LR1	2018	Nautical Bulk	180	\$15,750	BP	WCI
03/04/21	BW Larissa	109,990	LR2	2019	HafniaBW	360	\$19,000	CSSEA	ECAfr
03/04/21	Captain Spiro	114,900	LR2	2014	Latsco	360	\$15,500	Vitol	East
03/04/21	Armore Explorer	49,500	MR	2014	Ardmore Shipping	360	\$14,250	Clearlake	UKC
03/04/21	Spyros	158,000	Suezmax	2020	Enesel	720	\$24,250	Zodiac Maritime	Caribs
03/04/21	Bella Ciao	156,500	Suezmax	2020	NGM Energy	360	\$21,500	Trafigura	USWC
03/02/21	Ardmore Seawolf	50,000	MR	2015	Ardmore Tankers	180	\$13,500	Weco Tankers	Australia

Whilst every care has been taken in the production of this report, no liability can be accepted for any loss incurred in any way whatsoever by any person who may seek to rely on the information contained herein. All information is supplied in good faith and Charles R. Weber Company, Inc. accepts no responsibility for any errors and omissions contained within this report. The information contained herein may not be reproduced without the written permission of Charles R. Weber Research.

Charles R. Weber Company, Inc. (Greenwich)

Greenwich Office Park 3
Greenwich, CT, 06831
T: +1 203 629 2300
E: research@crweber.com
W: www.crweber.com

**Charles R. Weber Company, Inc. (Houston)**

1001 McKinney Street, Suite 475
Houston, TX, 77002
T: +1 713 568 7233
E: research@crweber.com
W: www.crweber.com